

The Mothers & Newborns Study

in Northern Manhattan and the South Bronx

What are we finding out about YOUR CHILD and the WHOLE GROUP of children and families in the Mothers & Newborns Study?

Questions you have been asking:

- What did you find out from my backpack?
- What did you find in the dust you collected from my house?
- What did blood tests show?
- Does my child have physical or mental developmental delays? How about the other children in the study?
- How is my child breathing? Are the lung function tests normal?

For some of these questions we can give you answers about your own child's health. For other questions, we can give you answers about the whole group of children, but not any one child in the study. This poster will explain what we are learning about your child's health, and what we are learning about all the children in the study.

Answers for You and Your Child

Some answers from the study will help you to know if there may be health problems with your child. Problems like breathing, lead poisoning, developmental delays, and overweight. We will help you to identify special care that can help your child grow up healthier.

REMEMBER: Health studies don't give health care.

In studies like this, researchers are working with many tests results from hundreds of people. Test results about one person do not come quickly enough for health care decisions. The test results you can trust the most are the ones that your doctor gives you. The blood tests and breathing tests in this study DO NOT SUBSTITUTE for good regular doctor visits. Be sure to continue regular visits to your family doctor while you are in this study.

Answers for All Children in the Study

Some answers from the study will help us know if there are health problems with all children in the study as a group – not just your child. The pollution levels we find in the backpack you wore during pregnancy, blood and urine samples that you and your child give, and dust samples from your home don't tell us much about your child's personal health. But when all these results are looked at together for hundreds of mothers and children in the study, we can begin to answer big questions about how pollution can harm children's health.

If we see a common health problem in the study group, it warns us that something might be wrong with other children who are exposed to similar types and levels of pollution around New York City and in other big US cities.

You get the results to these group research questions in the Healthy Home Healthy Child Newsletter that we mail to your Home

For example:

- How much air pollution is bad for babies in the womb?
- Does secondhand cigarette smoke harm babies?
- How do pesticides make children sick?
- How can cockroaches and mice at home lead to asthma in children?

THIS STUDY IS GOOD FOR YOU AND FOR SO MANY OTHERS

Early services –

You and your child see us 8 times. Your child is tested regularly: blood tests, breathing tests, and tests to check for developmental delays. This is a chance to find a problem early and get your child services if needed.

Regular check in by phone –

We call you every 3 to 6 months to ask about your child's health. This is another good time for you to think about how your child has been doing.

Doing A Public Good –

You're helping scientists find answers to big questions about air pollution and health in NYC and maybe in other big cities in the US.

What Happens at Each Visit?

This poster will show you what to expect at each visit from pregnancy to your child's 7th birthday.

You will receive individual results for tests written in green

Pregnancy (month 8)

Home Visit:

- Interview with research worker at your home
- Get air monitor backpack to wear for 48 hours
- Urine sample from you
- Dust sample taken from your home



Judy interviewing mom



Mejico setting up mom with backpack



Franchesca visiting mom and new baby

Birth After Delivery

In-hospital Visit:

- Blood sample from your arm
- Blood sample from baby's umbilical cord
- Sample of baby's first bowel movement from diaper
- Sample of baby's urine

6 Months Old

Office Visit:

- Interview you
- Weigh you
- Measure baby



Jessica weighing baby



Darrell collecting dust sample from bed with children playing around him

1 Year Old

Office & Home Visits

- Interview you
- Weigh you
- Test baby's development (refer to early intervention evaluation if needed)
- Home dust sample



Didi giving a developmental test

2 Years Old

Office Visit

- Interview you
- Weigh you
- Measure baby
- Test baby's development (refer to early intervention evaluation if needed)
- Small blood sample from your baby's arm



Andria giving a developmental test



Beatriz watching toddler climb stairs



Katty taking urine sample



Yesenia visiting child at home

3 Years Old

Office & Home Visits

- Interview you at your home
- Interview you at the Center
- Weigh you
- Measure baby
- Test baby's development (refer to special needs evaluation if needed)
- Small blood sample from child's arm
- Urine sample from child



Marilyn watching child taking a breathing test with Dr. Beverly Sheares

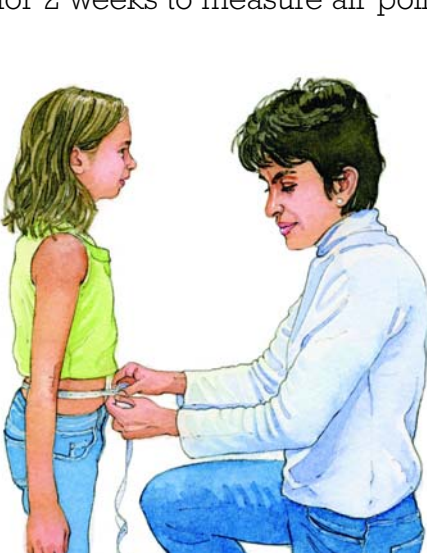
5 Years Old

Office & Home Visits

- Interview you
- Weigh you
- Measure child
- Test child's development (refer to special needs evaluation if needed)
- Test child's breathing (lung function)
- Give child allergy skin test (if you want this)
- Small blood sample will be taken from your child's arm
- Urine sample from child
- Home dust sample
- We place an air monitor in your home for 2 weeks to measure air pollution



Dr. Rachel Miller giving a child an allergy skin test



Claudia measuring child's waist to assess obesity

7 Years Old

Office Visit

- A few short interviews with you
- Weigh you
- Measure child
- Test child's development (refer to special needs evaluation if needed)
- Small blood sample from your child's arm
- Urine sample from your child
- Measure how much body fat child has

TESTING YOUR BABY FOR LEAD IS VERY IMPORTANT AND IT'S THE LAW.

Remember to take your child's doctor to test for lead.

The blood tests we do in the study are not a substitute for lead testing by your pediatrician. You must still HAVE YOUR BABY TESTED FOR LEAD BY YOUR DOCTOR.

Be sure to also ask for TEST RESULT:

"How was my baby's blood lead level?"

"Is the blood lead level normal?"


If test result is NOT NORMAL, be sure to ask:

"What should I do for my baby's high blood lead level?"

"When should we test my baby again?"

- Ask your baby's doctor to test your baby's blood for lead when your baby is 1 and 2 years old.
- Tell your child's doctor if there is peeling paint at home or other possible lead hazards.
- If the doctor tells you that your child might get lead poisoning, have your child tested every year until 6 years old.
- Tell your landlord and/or HPD* about peeling paint at home. Your landlord is required by law to fix the problem.

* Department of Housing Preservation & Development. Call 311 and ask for HPD




Cosette watching Linda draw blood from child's arm

What Happens at Each Visit?

The green boxes show which individual test results you will receive for you and your child.

Visit	Pregnancy 8 months	Birth	6 Months	1 Year	2 Years	3 Years	5 Years	7 Years
YOU								
Interview (talking with research worker)	✓	✓	✓	✓	✓	✓	✓	✓
Get backpack air monitor	✓							
Urine sample	✓							
Blood sample		✓						
Weigh you		✓	✓	✓	✓	✓	✓	✓
CHILD:								
Bowel movement sample from baby's diaper		✓						
Blood sample • From umbilical cord at birth • From child's arm ages 2, 3, 5, 7		✓			✓	✓	✓	✓
Urine sample		✓				✓	✓	✓
Measure child			✓	✓	✓	✓	✓	✓
Test child's development				✓	✓	✓	✓	✓
Breathing test							✓	
Allergy skin test							✓	
Measure child's body fat								✓
HOME:								
Dust sample	✓			✓	✓	✓	✓	
Put air monitor in home for 2 weeks							✓	



Columbia Center for Children's Environmental Health
 Mailman School of Public Health
 Columbia University
 715 West 172nd Street, #2
 New York, NY 10032
 646-459-9600
<http://www.cceeh.org>

Poster Design: Garner Design
www.garnerdesign.net
 Illustrations: Ken Stetz
www.kenstetz.com